

★ *Snap-tite*

Thread
to
Connect
Couplings

75
SERIES

Includes "Fire Safe" Version



★ Snap-tite 75 Series -- Thread-to-Connect Couplings

Featuring... Snap-tite quality with superior pressure and flow characteristics over the competition.



- Connect under Pressure — Designed for up to 5,000 psi (345 bar) operating pressures.
- Thread-to-Connect — To connect, merely thread the nipple into the coupler. To disconnect just unthread.
- Rugged — Steel construction, with Zinc Trivalent Chromate plating[†] to resist corrosion.
- Stainless steel construction also available.
- Seals — Choice of seal materials to handle a variety of fluids including applications involving the use of fire-resistant hydraulic fluids.
- Available sizes — 3/4", 1", 1-1/4", 1-1/2", 2", 2-1/2", 3", and 4".
- DBP version is "Fire Safe" rated to API 16D and certified to EUB Directive #36 (#NAO 0701023) for use on drilling blowout prevention circuits (BOPs).

New!

[†]Conforms with ROHS and WEEE European Union Directives

The very rugged 75 Series is designed and constructed for high pressure hydraulic service. Although these couplings are used in a broad variety of heavy duty applications, a primary usage is in oil fields and offshore drilling ... cranes, power tongs and swivels, diving, etc.

PRESSURE RATINGS

SIZE	SPILLAGE (cc)	AIR INCLUSION (cc)	MAXIMUM WORKING*		MINIMUM BURST	
			PSI	BAR	PSI	BAR
3/4"	8	12	5,000	345	20,000	1379
1"	16	25	5,000	345	20,000	1379
1-1/4"	31	48	5,000	345	15,000	1035
1-1/2"	64	98	5,000	345	15,000	1035
2"	141	205	5,000	345	15,000	1035
2-1/2"	204	368	3,000	207	6,000	414
3"	320	480	3,000	207	6,000	414
4"	400	610	400	28	1,000	69

Burst pressures listed were taken at the point at which failure rendered the quick-disconnect inoperative. (Proof pressure equals 1-1/2 times the operating pressure.)

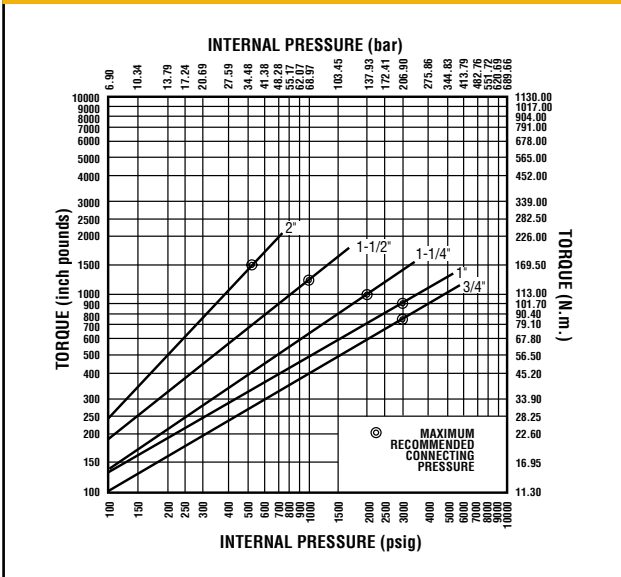
NOTE: Pressure Ratings were established under static pressure conditions.

For impulse applications, multiply the above pressure ratings by .6 for approximate pressure ratings.

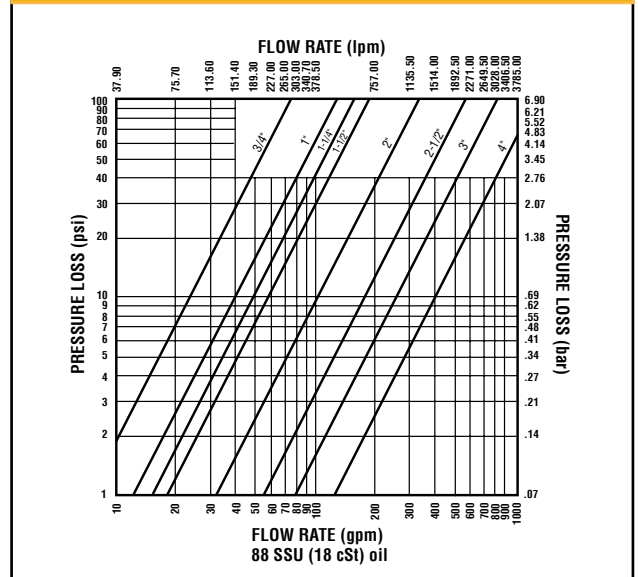
*NOTE: For working pressure of 316 SST units, multiply the above pressure ratings by .33 for approximate pressure ratings.

TECHNICAL AND DIMENSIONAL INFORMATION

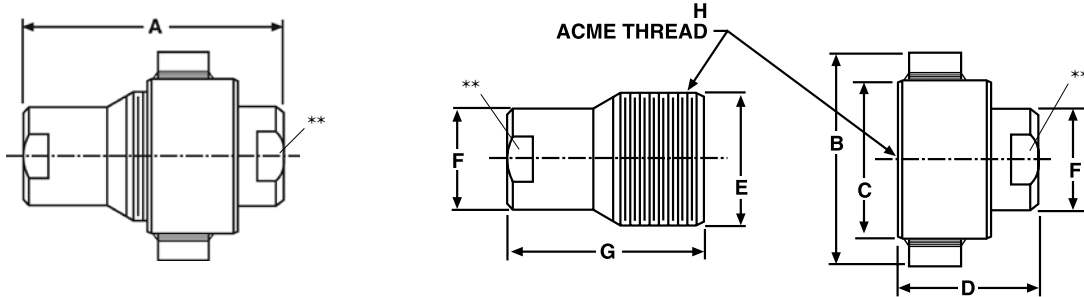
TORQUE VALUES FOR CONNECTING COUPLINGS



FLOW CHART



3/4" THRU 4"



SIZE	A	B	C (DIA)	D	E (DIA)	F (DIA)	G	H (ACME)
3/4	in	4.85	1.87*	2.84	1.75	1.35	3.27	1-3/4"-8
	mm	123.19	47.50*	72.14	44.45	34.29	83.06	
1	in	6.04	2.75	3.45	2.25	1.77	4.17	2-1/4"-6
	mm	153.32	107.95	69.85	87.63	57.15	105.92	
1-1/4	in	7.76	3.25	4.40	2.62	2.14	5.36	2-5/8"-6
	mm	197.10	120.65	82.55	111.76	66.55	136.14	
1-1/2	in	8.70	3.75	5.04	3.24	2.50	5.97	3-1/4"-4
	mm	220.98	146.05	95.25	128.02	82.30	151.64	
2	in	10.05	4.75	6.07	4.00	3.25	7.05	4"-4
	mm	255.27	171.45	120.65	154.18	101.60	179.07	
2-1/2	in	10.13	6.00	5.29	5.00	3.38	7.46	5"-4
	mm	257.30	203.20	152.40	134.37	127.00	189.48	
3	in	10.58	6.50	5.84	6.00	4.25	8.26	6"-4
	mm	268.73	215.90	165.10	148.34	107.95	209.80	
4	in	12.36	7.00	7.11	6.63	5.25	9.40	6-5/8"-4
	mm	313.94	279.40	177.80	180.59	168.40	238.76	

*Hex dimensions are taken from flat of hex and not across corners.
 Decimal dimensions are ± .06 in.(1.5mm)
 Dimensions are subject to change without notice.
 Part configurations are typical and do not necessarily represent actual appearance.
 **Wrench flats are special order, see "How To Order".

HOW TO ORDER

Part No.		75	C	12		12	F		
Material	Series	Coupling Half	Coupling Size	End Fitting Size	End Fitting Type	*Seals	Option	Option	
No letter Steel, plated S 316 Stainless steel	75	C coupler N nipple	12 = 3/4" 16 = 1" 20 = 1-1/4" 24 = 1-1/2" 32 = 2" 40 = 2-1/2" 48 = 3" 64 = 4"	12 = 3/4" 16 = 1" 20 = 1-1/4" 24 = 1-1/2" 32 = 2" 40 = 2-1/2" 48 = 3" 64 = 4"	F* Female NPSF EF Female SAE RP Female British Parallel BS2779	Std. Seal is Buna V=Viton E= Ethylene Propylene Rubber	W** Wrench flats on body	DBP*** "Fire Safe" BOP version	

- * For sizes up to 1" NPSF Threads. For sizes over 1" NPT Threads.
- ** Available on coupler and nipple bodies.
- *** DBP available in 3/4", 1" and 1-1/4" sizes, steel material
- ◆ Seal material code not applicable with DBP option

DUST PLUGS AND CAPS

SIZE	DUST PLUG	DUST CAP
3/4"	75MDP-12	75MDC-12
1"	75MDP-16	75MDC-16
1-1/4"	75MDP-20	75MDC-20
1-1/2"	75MDP-24	75MDC-24
2"	75MDP-32	75MDC-32
2-1/2"	75MDP-40	75MDC-40
4"	75MDP-64	75MDC-64

SPARE PARTS KITS

SIZE	COUPLER KIT	NIPPLE KIT
3/4"	75C12-SPK	75N12-SPK
1"	75C16-SPK	75N16-SPK
1-1/4"	75C20-SPK	75N20-SPK
1-1/2"	75C24-SPK	75N24-SPK
2"	75C32-SPK	75N32-SPK
2-1/2"	75C40-SPK	75N40-SPK
4"	75C64-SPK	75N64-SPK

Each kit contains a valve assembly, spring and guide stop.
Consult factory for "DBP" option seal kits.

! WARNING !

FAILURE OR IMPROPER SELECTION OR IMPROPER USE OF THE PRODUCTS AND/OR SYSTEMS DESCRIBED HEREIN OR RELATED ITEMS CAN CAUSE DEATH, PERSONAL INJURY AND PROPERTY DAMAGE.

This document and other information from Snap-tite, Inc., its subsidiaries and authorized distributors provide product and/or system options for further investigation by users having technical expertise. It is important that you analyze all aspects of your application and review the information concerning the product or system in the current product catalog. Due to the variety of operation conditions and applications for these products or systems, the user, through its own analysis and testing, is solely responsible for making the final selection of the products and systems and assuring that all performance, safety and warning requirements of the application are met.

The products described herein, including without limitation, product features, specifications, designs, availability and pricing, are subject to change by Snap-tite, Inc. and its subsidiaries at any time without notice.

Snap-tite

COMPONENTS, INC.

Quick Disconnect & Valve Division
201 Titusville Road
Union City, Pennsylvania 16438-8699 USA
PH: 814-438-3821 FAX: 814-438-3069
e-mail: qd&v_sales@snap-tite.com
www.snap-tite.com

Snap-tite

EUROPE

Industrial Estate
Whitemill - Wexford
Republic of Ireland
PH: 353 53 914 1566 FAX: 353 53 914 1582
e-mail: ste_sales@snap-tite.com
www.snap-tite.com

DISTRIBUTED BY:

ISO-9001 Certified